



## DP BIG

filter housings for 4.5" cartridges

Range of Mono, Duo and Trio filter housings designed to fit BIG filter cartridges with outer diameter (OD) from 4" to 4.50", inner diameter (ID) 1.10", height at 10" and 20".

# HOUSINGS DP BIG

## ACCESSORIES ON DEMAND

### PART NUMBER MODEL DESCRIPTION

RB7401040	DP BIG MONO wall bracket white
RB7401032	DP BIG MONO wall bracket zinc plated

### PART NUMBER MODEL DESCRIPTION

RB7401043	DP BIG DUO wall bracket
-----------	-------------------------

### PART NUMBER MODEL DESCRIPTION

RB7401044	DP BIG TRIO wall bracket
-----------	--------------------------

### PART NUMBER MODEL DESCRIPTION

RB7401051	BIG 10 LEG KIT
RB7401052	BIG 20 LEG KIT

### PART NUMBER MODEL DESCRIPTION

LB7221134	DP BIG LEG KIT floor fixing kit
-----------	---------------------------------

### PART NUMBER MODEL DESCRIPTION

LB7221129	drain kit
-----------	-----------

### PART NUMBER MODEL DESCRIPTION

AA9020638	pressure gauge for DP BIG
-----------	---------------------------



Application example for LEG KIT with brackets and housings

## ACCESSORIES INCLUDED



-DP BIG- wrench



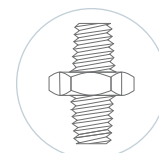
-LUBRIKIT-

# DP BIG filter housings for BIG cartridges

HOUSINGS RANGE



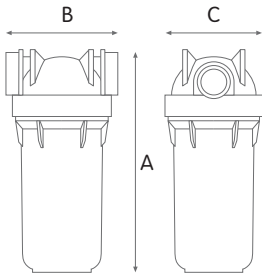
<h2>DP BIG</h2>	<h2>10</h2>	<h2>MONO</h2>	<h2>1"</h2>	<h2>NPT IN</h2>	<h2>TS</h2>
HOUSINGS MODEL	HOUSINGS HEIGHT	VERSION	IN / OUT	THREADS TYPE	SUMP TYPE
DP BIG		MONO	1"	NPT IN - PLASTIC NPT*	TS - CLEAR (PET)
 <p>DP BIG PS PM</p>			<p>1" 1 1/2"</p>		 <p>AB - BLUE (PP)</p>
 <p>PS SUMP DRAIN PLUG</p>  <p>PM PRESSURE GAUGE PLUGS</p>		<p>DUO</p>  <p>TRIO</p> 			



\* NPT tapered ANSI/ASME B1.20.1



# DP BIG MONO



Max working pressure \_\_\_\_\_ 120 psi (8,3 bar)  
 Max working temperature \_\_\_\_\_ 113°F (45°C)  
 Min working temperature \_\_\_\_\_ 39.2°F (4°C)

Non-toxic materials, suitable for drinking water.  
 Head: reinforced polypropylene.  
 Clear sump: PET.  
 Blue sump: reinforced polypropylene.  
 O-ring: EPDM.  
 Vent-valve: body polypropylene, o-ring EPDM.



## DP BIG MONO clear housings

HOUSINGS WITH PLASTIC NPT THREADS

PART NUMBER	MODEL DESCRIPTION	SUITABLE CARTRIDGE	IN/OUT	DIMENSIONS (inches)		
				A	B	C
RA1700721	DP BIG 10 MONO 1 NPT IN TS	10"	1"	14.2	7.5	7.3
RA1700921	DP BIG 10 MONO 1 1/2 NPT IN TS	10"	1"-1/2"	14.2	7.5	7.3
RA1800721	DP BIG 20 MONO 1 NPT IN TS	20"	1"	24.3	7.5	7.3
RA1800921	DP BIG 20 MONO 1 1/2 NPT IN TS	20"	1"-1/2"	24.3	7.5	7.3



## DP BIG MONO blue housings

HOUSINGS WITH PLASTIC NPT THREADS

PART NUMBER	MODEL DESCRIPTION	SUITABLE CARTRIDGE	IN/OUT	DIMENSIONS (inches)		
				A	B	C
RA1700722	DP BIG 10 MONO 1 NPT IN AB	10"	1"	14.2	7.5	7.3
RA1700922	DP BIG 10 MONO 1 1/2 NPT IN AB	10"	1"-1/2"	14.2	7.5	7.3
RA1800722	DP BIG 20 MONO 1 NPT IN AB	20"	1"	24.3	7.5	7.3
RA1800922	DP BIG 20 MONO 1 1/2 NPT IN AB	20"	1"-1/2"	24.3	7.5	7.3

### CERTIFICATION



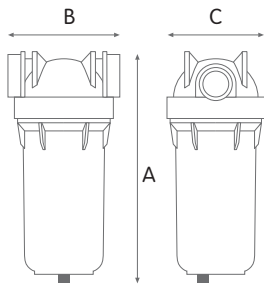
Housings tested and certified by IAPMO R&T to NSF/ANSI 42 - Material Safety and Structural Integrity only, 61, 372 - lead free, CSA B483.1.



www.atlasfiltri.com



# DP BIG PS PM MONO



## WORKING CONDITIONS

Max working pressure \_\_\_\_\_ 120 psi (8,3 bar)  
 Max working temperature \_\_\_\_\_ 113°F (45°C)  
 Min working temperature \_\_\_\_\_ 39.2°F (4°C)

## SPECIFICATIONS

Non-toxic materials, suitable for drinking water.  
 Head: reinforced polypropylene.  
 Clear sump: PET.  
 Blue sump: reinforced polypropylene.  
 O-ring: EPDM.  
 Vent-valve: body polypropylene, o-ring EPDM.  
 Drain plug: nylon.  
 Pressure gauges plug: CW 614 N brass.

### SUMP DRAIN PLUG



### PRESSURE GAUGE PLUGS



## DP BIG PS PM MONO clear housings with drain and gauge plugged ports

HOUSINGS WITH PLASTIC NPT THREADS

PART NUMBER	MODEL DESCRIPTION	SUITABLE CARTRIDGE	IN/OUT	DIMENSIONS (inches)		
				A	B	C
RA1701745	DP BIG PS PM 10 MONO 1 NPT IN TS	10"	1"	15.4	7.5	7.3
RA1701945	DP BIG PS PM 10 MONO 1 1/2 NPT IN TS	10"	1"-1/2	15.4	7.5	7.3
RA1801745	DP BIG PS PM 20 MONO 1 NPT IN TS	20"	1"	25.5	7.5	7.3
RA1801945	DP BIG PS PM 20 MONO 1 1/2 NPT IN TS	20"	1"-1/2	25.5	7.5	7.3



## DP BIG PS PM MONO blue housings with drain and gauge plugged ports

HOUSINGS WITH PLASTIC NPT THREADS

PART NUMBER	MODEL DESCRIPTION	SUITABLE CARTRIDGE	IN/OUT	DIMENSIONS (inches)		
				A	B	C
RA1701746	DP BIG PS PM 10 MONO 1 NPT IN AB	10"	1"	15.4	7.5	7.3
RA1701946	DP BIG PS PM 10 MONO 1 1/2 NPT IN AB	10"	1"-1/2	15.4	7.5	7.3
RA1801746	DP BIG PS PM 20 MONO 1 NPT IN AB	20"	1"	25.5	7.5	7.3
RA1801946	DP BIG PS PM 20 MONO 1 1/2 NPT IN AB	20"	1"-1/2	25.5	7.5	7.3

## CERTIFICATION



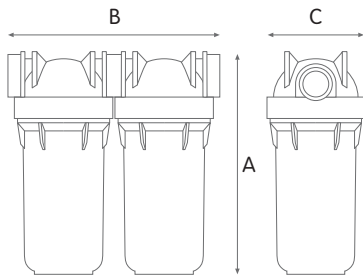
Housings tested and certified by IAPMO R&T to NSF/ANSI 42 - Material Safety and Structural Integrity only, 61, 372 - lead free, CSA B483.1.



www.atlasfiltri.com



# DP BIG DUO



## WORKING CONDITIONS

Max working pressure \_\_\_\_\_ 120 psi (8,3 bar)  
 Max working temperature \_\_\_\_\_ 113°F (45°C)  
 Min working temperature \_\_\_\_\_ 39.2°F (4°C)

## SPECIFICATIONS

Non-toxic materials, suitable for drinking water.  
 Head: reinforced polypropylene.  
 Clear sump: PET.  
 Blue sump: reinforced polypropylene.  
 O-ring: EPDM.  
 Vent-valve: body polypropylene, o-ring EPDM.

## DP BIG DUO clear housings

HOUSINGS WITH PLASTIC NPT THREADS



PART NUMBER	MODEL DESCRIPTION	SUITABLE CARTRIDGE	IN/OUT	DIMENSIONS (inches)		
				A	B	C
RA1702721	DP BIG 10 DUO 1 NPT IN TS	10"	1"	14.8	15.4	7.3
RA1702921	DP BIG 10 DUO 1 1/2 NPT IN TS	10"	1"-1/2"	14.8	15.4	7.3
RA1802721	DP BIG 20 DUO 1 NPT IN TS	20"	1"	25.2	15.4	7.3
RA1802921	DP BIG 20 DUO 1 1/2 NPT IN TS	20"	1"-1/2"	25.2	15.4	7.3

## DP BIG DUO blue housings

HOUSINGS WITH PLASTIC NPT THREADS



PART NUMBER	MODEL DESCRIPTION	SUITABLE CARTRIDGE	IN/OUT	DIMENSIONS (inches)		
				A	B	C
RA1702722	DP BIG 10 DUO 1 NPT IN AB	10"	1"	14.8	15.4	7.3
RA1702922	DP BIG 10 DUO 1 1/2 NPT IN AB	10"	1"-1/2"	14.8	15.4	7.3
RA1802722	DP BIG 20 DUO 1 NPT IN AB	20"	1"	25.2	15.4	7.3
RA1802922	DP BIG 20 DUO 1 1/2 NPT IN AB	20"	1"-1/2"	25.2	15.4	7.3

## CERTIFICATION



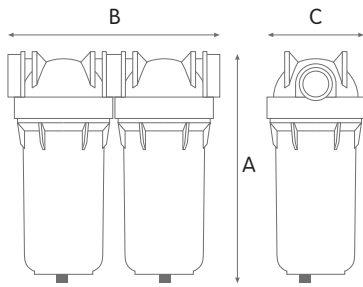
Housings tested and certified by IAPMO R&T to NSF/ANSI 42 - Material Safety and Structural Integrity only, 61, 372 - lead free, CSA B483.1.



www.atlasfiltri.com



# DP BIG PS PM DUO



### WORKING CONDITIONS

Max working pressure \_\_\_\_\_ 120 psi (8,3 bar)  
 Max working temperature \_\_\_\_\_ 113°F (45°C)  
 Min working temperature \_\_\_\_\_ 39.2°F (4°C)

### SPECIFICATIONS

Non-toxic materials, suitable for drinking water.  
 Head: reinforced polypropylene.  
 Clear sump: PET.  
 Blue sump: reinforced polypropylene.  
 O-ring: EPDM.  
 Vent-valve: body polypropylene, o-ring EPDM.  
 Drain plug: nylon.  
 Pressure gauges plug: CW 614 N brass.

### SUMP DRAIN PLUG      PRESSURE GAUGE PLUGS



## DP BIG PS PM DUO clear housings with drain and gauge plugged ports

HOUSINGS WITH PLASTIC NPT THREADS



PART NUMBER	MODEL DESCRIPTION	SUITABLE CARTRIDGE	IN/OUT	DIMENSIONS (inches)		
				A	B	C
RA1702755	DP BIG PS PM 10 DUO 1 NPT IN TS	10"	1"	15.9	15.4	7.3
RA1702955	DP BIG PS PM 10 DUO 1 1/2 NPT IN TS	10"	1"-1/2"	15.9	15.4	7.3
RA1802755	DP BIG PS PM 20 DUO 1 NPT IN TS	20"	1"	26.4	15.4	7.3
RA1802955	DP BIG PS PM 20 DUO 1 1/2 NPT IN TS	20"	1"-1/2"	26.4	15.4	7.3

## DP BIG PS PM DUO blue housings with drain and gauge plugged ports

HOUSINGS WITH PLASTIC NPT THREADS



PART NUMBER	MODEL DESCRIPTION	SUITABLE CARTRIDGE	IN/OUT	DIMENSIONS (inches)		
				A	B	C
RA1702756	DP BIG PS PM 10 DUO 1 NPT IN AB	10"	1"	15.9	15.4	7.3
RA1702956	DP BIG PS PM 10 DUO 1 1/2 NPT IN AB	10"	1"-1/2"	15.9	15.4	7.3
RA1802756	DP BIG PS PM 20 DUO 1 NPT IN AB	20"	1"	26.4	15.4	7.3
RA1802956	DP BIG PS PM 20 DUO 1 1/2 NPT IN AB	20"	1"-1/2"	26.4	15.4	7.3

### CERTIFICATION



Housings tested and certified by IAPMO R&T to NSF/ANSI 42 - Material Safety and Structural Integrity only, 61, 372 - lead free, CSA B483.1.



www.atlasfiltri.com



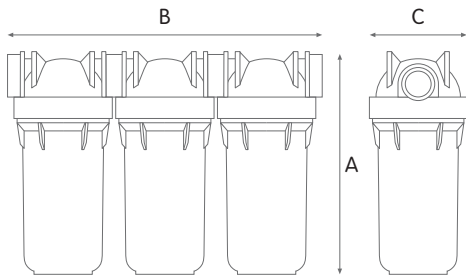
# DP BIG TRIO

## WORKING CONDITIONS

Max working pressure \_\_\_\_\_ 120 psi (8,3 bar)  
 Max working temperature \_\_\_\_\_ 113°F (45°C)  
 Min working temperature \_\_\_\_\_ 39.2°F (4°C)

## SPECIFICATIONS

Non-toxic materials, suitable for drinking water.  
 Head: reinforced polypropylene.  
 Clear sump: PET.  
 Blue sump: reinforced polypropylene.  
 O-ring: EPDM.  
 Vent-valve: body polypropylene, o-ring EPDM.



## DP BIG TRIO clear housings

HOUSINGS WITH PLASTIC NPT THREADS



PART NUMBER	MODEL DESCRIPTION	SUITABLE CARTRIDGE	IN/OUT	DIMENSIONS (inches)		
				A	B	C
RA1703721	DP BIG 10 TRIO 1 NPT IN TS	10"	1"	14.8	23.2	7.3
RA1703921	DP BIG 10 TRIO 1 1/2 NPT IN TS	10"	1"-1/2"	14.8	23.2	7.3
RA1803721	DP BIG 20 TRIO 1 NPT IN TS	20"	1"	25.2	23.2	7.3
RA1803921	DP BIG 20 TRIO 1 1/2 NPT IN TS	20"	1"-1/2"	25.2	23.2	7.3

## DP BIG TRIO blue housings

HOUSINGS WITH PLASTIC NPT THREADS



PART NUMBER	MODEL DESCRIPTION	SUITABLE CARTRIDGE	IN/OUT	DIMENSIONS (inches)		
				A	B	C
RA1703722	DP BIG 10 TRIO 1 NPT IN AB	10"	1"	14.8	23.2	7.3
RA1703922	DP BIG 10 TRIO 1 1/2 NPT IN AB	10"	1"-1/2"	14.8	23.2	7.3
RA1803722	DP BIG 20 TRIO 1 NPT IN AB	20"	1"	25.2	23.2	7.3
RA1803922	DP BIG 20 TRIO 1 1/2 NPT IN AB	20"	1"-1/2"	25.2	23.2	7.3

## CERTIFICATION



Housings tested and certified by IAPMO R&T to NSF/ANSI 42 - Material Safety and Structural Integrity only, 61, 372 - lead free, CSA B483.1.



www.atlasfiltri.com



# DP BIG PS PM TRIO

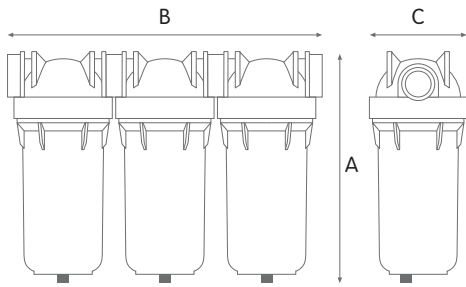
## WORKING CONDITIONS

Max working pressure \_\_\_\_\_ 120 psi (8,3 bar)  
 Max working temperature \_\_\_\_\_ 113°F (45°C)  
 Min working temperature \_\_\_\_\_ 39.2°F (4°C)

## SPECIFICATIONS

Non-toxic materials, suitable for drinking water.  
 Head: reinforced polypropylene.  
 Clear sump: PET.  
 Blue sump: reinforced polypropylene.  
 O-ring: EPDM.  
 Vent-valve: body polypropylene, o-ring EPDM.  
 Drain plug: nylon.  
 Pressure gauges plug: CW 614 N brass.

### SUMP DRAIN PLUG      PRESSURE GAUGE PLUGS



## DP BIG PS PM TRIO clear housings with drain and gauge plugged ports

HOUSINGS WITH PLASTIC NPT THREADS

PART NUMBER	MODEL DESCRIPTION	SUITABLE CARTRIDGE	IN/OUT	DIMENSIONS (inches)		
				A	B	C
RA1703755	DP BIG PS PM 10 TRIO 1 NPT IN TS	10"	1"	15.9	23.2	7.3
RA1703955	DP BIG PS PM 10 TRIO 1 1/2 NPT IN TS	10"	1"-1/2"	15.9	23.2	7.3
RA1803755	DP BIG PS PM 20 TRIO 1 NPT IN TS	20"	1"	26.4	23.2	7.3
RA1803955	DP BIG PS PM 20 TRIO 1 1/2 NPT IN TS	20"	1"-1/2"	26.4	23.2	7.3



## DP BIG PS PM TRIO blue housings with drain and gauge plugged ports

HOUSINGS WITH PLASTIC NPT THREADS

PART NUMBER	MODEL DESCRIPTION	SUITABLE CARTRIDGE	IN/OUT	DIMENSIONS (inches)		
				A	B	C
RA1703756	DP BIG PS PM 10 TRIO 1 NPT IN AB	10"	1"	15.9	23.2	7.3
RA1703956	DP BIG PS PM 10 TRIO 1 1/2 NPT IN AB	10"	1"-1/2"	15.9	23.2	7.3
RA1803756	DP BIG PS PM 20 TRIO 1 NPT IN AB	20"	1"	26.4	23.2	7.3
RA1803956	DP BIG PS PM 20 TRIO 1 1/2 NPT IN AB	20"	1"-1/2"	26.4	23.2	7.3

### CERTIFICATION



Housings tested and certified by IAPMO R&T to NSF/ANSI 42 - Material Safety and Structural Integrity only, 61, 372 - lead free, CSA B483.1.



www.atlasfiltri.com

